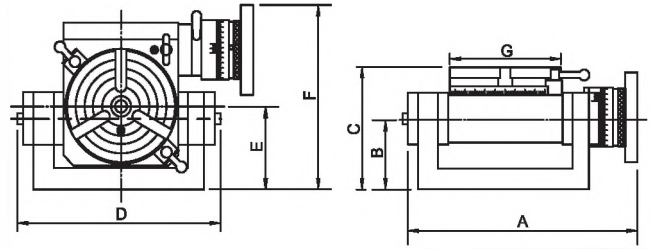





Universal Tilting Rotary Table



TILTING ROTARY TABLE



- Tilting range 0°-90° degrees from horizontal to vertical position, It is high rigidity.
- Minimum Set-up time: It has two screws to lock setting. Low profile body for bigger capability.
- Worm is hardened and ground. The ratio is 90:1. The work table is graduated a full 360° so that of the handle moves the table through 4°. Micro collar is graduated in steps of 2' min.
- The tailstock & Dividing plates are optional. The sizes is same as the rotary table, please see page A2.
- For arc or index cutting at milling machine, Grinding machine or drill Machine.....

OPTIONAL:

Please see page A3

1. TAILSTOCK

2. DIVIDING PLATE


ORDER NO.	CODE NO.	ORDER NO.	CODE NO.
TS-1	1001-022	*DP-1 for VU-100, 150	1001-030
TS-3	1001-024	*DP-2 for VU-200	1001-031



ORDER NO.	A	B	C	D	E	F	G	SUITABLE TAILSTOCK	SUITABLE DIVIDING PLATE	WEIGHT kgs/cuft	CODE NO.
VU-100	228	68	117	202	80	177	110	TS-1	DP-1	13.5 / 1.5	1001-011
VU-150	266	75	140	246	90	216	150	TS-1	DP-1	21.5 / 2.0	1001-012
VU-200	429	111	177	432	141	283	205	TS-3	DP-2	46 / 2.5	1001-013



Big Through Hole / Fast Indexing Rotary Table



15° DIVISION

Feature:

- Center Bore = $\phi 65$ mm
- For the long bar & other work piece need BIGGER BORE size.
- Multiple purpose.
- Fast dividing function : 15° division by handle x 24/360°
- Improve efficiency, save cost.
- Upgrade your millig machine to speed up production.

SPECIFICATIONS	HVD-400
Degree per one handle rotation	4°
Scale of micro collar	1'
vernier reading	10''
Gear ratio	1:90



New Model

Specifications

ORDER NO.	Through Center hole	Numbers of dividing	Table			Base dimension			Width of T-slot		Bolt slots	The load capacity for rotary table		Weight (kg) N.W. G.W	CODE NO.	
			Outer diameter		Height	H1	A	B	e	TYPE		g	Horizontal			Vertical
			A1	D												
HVD-400	$\phi 65$	15°	128	406	130	255	500	435	16		18	140kgs	70kgs	122	1001-110	