

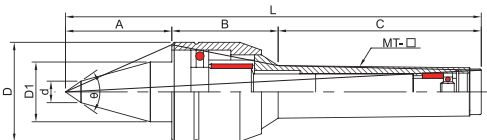
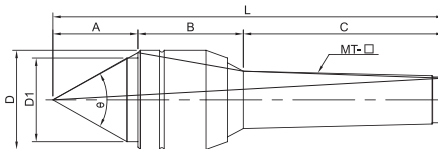
Live Lathe Center



A TYPE



B TYPE



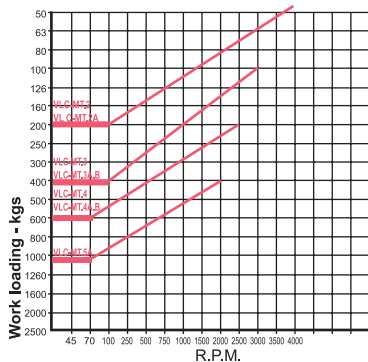
- Center shaft & main body is made of SCM420 alloy steel by heat treatment to provide higher rigidity (HRC60°±2°) and satisfied wear-resistance.
- Center is constituted by thrust ball bearing, needle roller bearings & ball bearings assembly.
- Applicable to middle-speed & high-speed lathe with heavy load.
- ※ B TYPE SUITABLE FOR SMALL-WORKPIECE MACHINING.

※Suggested tailstock pressure under 6 kg/cm²

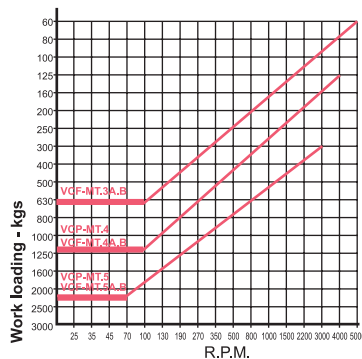
Unit:mm

ORDER NO.	TYPE	A	B	C	D	D1	d	L	Accuracy	Speed Max R.P.M.	θ	G.W. weight kgs	PACKING LxWxH	CODE NO.
VLC-212	MT2A	28	35	69	32	23	-	132	0.005	4000	60°	0.3	173 x 43 x 40	5001-010
VLC-213	MT3A	36	44	86	41	35	-	166	0.005	3000	60°	0.9	198 x 67 x 51	5001-011
VLC-214	MT4A	41	51	108	47	40	-	200	0.005	2500	60°	1.5	240 x 70 x 61	5001-012
VLC-215	MT5A	54	72	136	65	52	-	262	0.005	2000	60°	3.8	290 x 92 x 80	5001-013
VLC-213B	MT3B	46	44	86	41	25	10	176	0.005	3000	60°	0.9	198 x 67 x 51	5001-014
VLC-214B	MT4B	55	51	108	47	32	12	214	0.005	2500	60°	1.5	240 x 70 x 61	5001-015

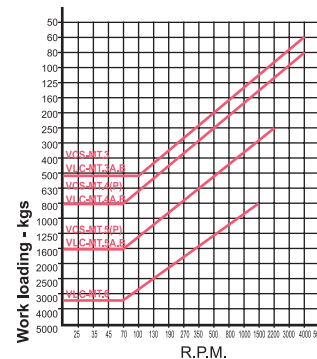
THE CHART FOR LOADING WEIGHT WITH R.P.M.



FOR VLC-TYPE



FOR VCF/VCP-TYPE



FOR VCS-TYPE