





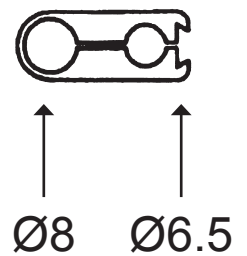
FIXED ARM TYPE VMB-B,01,02 THE DIAL CLAMP HOLE Ø6.5 & Ø8



※knob may vary
& shape & color



- If you would like to turn around the ARM of VMB series, don't rotate the ARM directly, because the thread in the base will be disintegrated, please loose the knob first (in the middle of ARM), then the ARM will be rotated, thanks! After you set the position, Fix the Knob.
- Before you set the new position, you must loose the knob. Hold at the connection between Rod & Base to prevent thread breaking.




ORDER NO.	BASE SIZE LXWXH(MM)	HOLDING POWER	MAIN ROD O.D X L	SUB ROD O.D X L	WEIGHT (KGS)	CODE NO.
VMB-B	60X50X55	80KGS	Ø12X173	Ø10X162	1.6	2015-601
VMB-01	60X50X55	80KGS	Ø12X176	Ø10X150	1.6	2015-602
VMB-02	60X50X55	80KGS	Ø12X171	Ø10X153	1.6	2015-603
VMB-03	115X50X55	130KGS	Ø20X310	Ø14X200	3.9	2015-607
VMB-181	73x50x55	100KGS	Ø30X175.5	Ø21x137	1.9	2015-609A
VMB-185	73x50x55	100KGS	Ø31X124.5	Ø28x113	2.0	2015-609B



UNIVERSAL ARM TYPE THE DIAL CLAMP HOLE Ø6.5 & Ø8

※knob may vary & shape & color

WITHOUT DIAL INDICATOR



ORDER NO.
VMB-70
**DELUXE UNIVERSAL
MAGNETIC BASE/
100kgs**

ORDER NO.
VMB-106
**MECHANICAL ARM
MAGNETIC BASE/
100kgs**

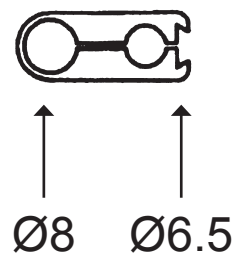
ORDER NO.
VMB-106H
**HYDRAULIC ARM
MAGNETIC BASE/
100kgs**

ORDER NO.
VMB-160

ORDER NO.
VMB-180

ORDER NO.
VMB-182H
**HYDRAULIC ARM
MAGNETIC BASE/
100kgs**

- If you would like to turn around the ARM of VMB series, don't rotate the ARM directly, because the thread in the base will be disintegrated, please loose the knob first (in the middle of ARM), then the ARM will be rotated, thanks! After you set the position, Fix the Knob.
- Before you set the new position, you must loose the knob.
Hold at the connection between Rod & Base to prevent thread breaking.
- Hold the Mag. Base while moving & lifting



ORDER NO.	BASE SIZE LXWXH(MM)	HOLDING POWER	MAIN ROD O.D X L	SUB ROD O.D X L	WEIGHT (KGS)	CODE NO.
VMB-70	73X50X55	100KGS	Ø15X128	Ø11X116	1.7	2015-604
VMB-106	73X50X55	100KGS	Ø12X160	Ø10X143	1.9	2015-605
VMB-106H	75X50X55	100KGS	Ø12X175	Ø10X155	2.2	2015-606
VMB-160	70x46x60	100KGS	Ø16x230	Ø16x185	2.1	2015-608
VMB-180	75x60x80	100KGS	Ø20x412	Ø16x192	3.8	2015-609
VMB-182H	73x50x55	100KGS	Ø32xØ16x122	Ø24xØ14x114	1.75	2015-600

MICRO ADJUSTMENT

W/O MICRO ADJUSTMENT



ORDER NO. VMF-112
MINI MAGNETIC
BASE

ORDER NO. VMF-113
MINI MAGNETIC
BASE




VMF-102A

VMF-102B

ORDER NO. VMF-102A/B
MINI DELUXE UNIVERSAL
MAGNETIC BASE
SUITABLE FOR EDM USING.



ORDER NO. VH-70
MINI MAGNETIC
BASE
ROUND BASE OR
SQUARE BASE



ORDER NO. VMS-1/4
ORDER NO. VMS-3/8
STEEL HOSE WITH
NOZZLE

※knob may vary
& shape & color

ORDER NO.	BASE SIZE LXWXH(MM)	HOLDING POWER	MAIN ROD O.D X L	SUB ROD O.D X L	WEIGHT (KGS)	CODE NO.
VMF-112	34.5X30X35	30KGS	Ø20 X 70	Ø15 X 65	0.6	2015-619
VMF-113	34.5X30X35	30KGS	Ø20 X 70	Ø15 X 65	0.55	2015-619A
VH-70	31X31X32	15KGS	Ø10 X 70	Ø6 X 90	0.4	2015-620
VMF-102A	34.5X30X35	30KGS	Ø20 X 70	Ø20 X 65	0.57	2015-621A
VMF-102B	Ø31X31H	30KGS	Ø20 X 70	Ø15 X 65	0.5	2015-621B
VMS-1/4			Ø11 X 320	HOSE THREAD 1/4	0.2	2015-640
VMS-3/8			Ø15 X 370	HOSE THREAD 3/8	0.4	2015-641