

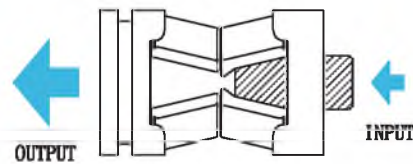
**NEW**

**● Great Capacity, Wide Clamping Range  
Constant Full Length**

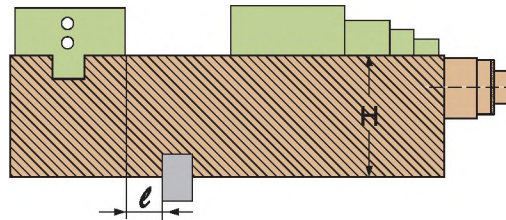
- Ultra clamping length more than other VMC-vise
- Big jaw opening.
- Easy operation, compact design.
- Even if the jaw is opened, it does not interfere with the cover of the mounting machine.
- Quick set up, time saving.
- When jaw is opened, it is not affect mounting machine's cover.



**HEAVY DUTY  
EURO STYLE**



Driving device  
Toggle joint device mechanism



H-Accurance  $\pm 0.01\text{mm}$   
l-Accurance  $\pm 0.01\text{mm}$

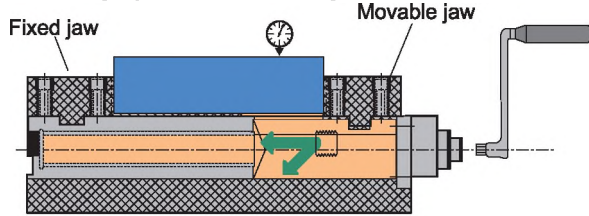
**SAME HEIGHT GUARANTEE**

**● Flexible Clamp System**

- High precision system keep the dimension tolerance within 0.01/100mm.
- Vise clamps long size workpieces securely & steady.
- High Accurate System: tolerance within 0.01/100mm.
- VQC Vise can hold long workpiece tight and fixed.

**MC Power vises guarantee the lifting of workpiece is within of 0.02/100mm.**

- Adapt a blinding beam system with workpiece lift Prevention mechanism. Pull-in effect.
- Adapt a lift preventing system, best design.



**LOCK DOWN DESIGN**



**High power & fine balanced body structure stable clamping force**

- The clamping force can be easily adjusted due to the preset mechanism.
- Mechanical type toggle enhancement mechanism.
- Clamping force can adjust to suit for different material, such as steel, brass and aluminum.
- Clamping force can be adjusted for customer's requirement.
- Adjustable clamping force device.



**GREAT SMOOTH OPERATION**  
**CLAMPING FORCE ADJUSTABLE DESIGN**  
 From 1800 kgf to 6000 Kgf

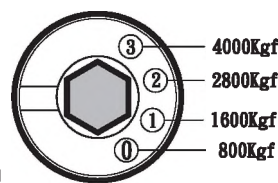
**Toggle joint device mechanism.**

- **One of the best vise mechanism design**
- After the moveble jaw touch,turning the handle, only the drive shaft is transmitted to the enhancement process of toggle joint device mechanism unit and the movable jaw clamps the work through the clamp spindle at the preset force.
- Clamp work piece, keep turning the handle, until the motion stop which means VQC mechanism has lock workpiece in the pre-set force.



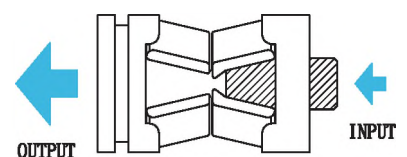
How to adjust the clamping force

- ← Adjustable clamping force device
- ADJUSTING METHOD
1. FIXED COLLAR
  2. TURN BY WRENCH TO GET NO. 0, 1, 2, 3, 4. TO HAVE CLAMPING FORCE




Clamping Collar

**HEAVY DUTY EURO STYLE**



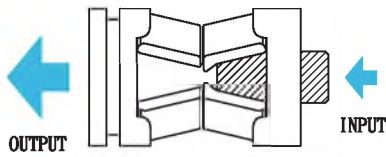
Driving device  
Toggle joint device mechanism

GERMAN TYPE  
JAPAN TYPE

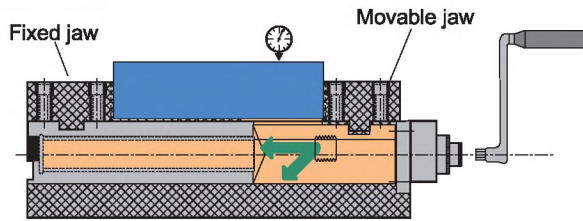


**TOGGLE JOINT MECHANISM  
DESIGN FOR HEAVY DUTY  
WORKING**

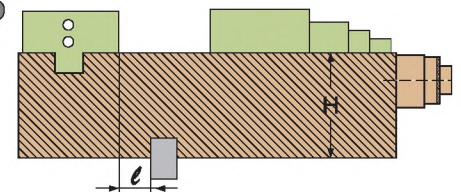
**HEAVY DUTY  
EURO STYLE**



Driving device  
Toggle joint device mechanism



**LOCK DOWN DESIGN**



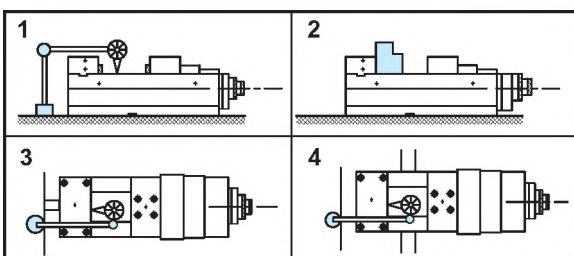
H-Accurance  $\pm 0.01\text{mm}$   
L-Accurance  $\pm 0.01\text{mm}$

**SAME HEIGHT GUARANTEE**



## Features

- Compact design. Great clamping capacity & rigid.
- "Toggle joint mechanism". Provides a steady clamping force against shocks and vibrations during the operations, since it clamps the workpiece resiliently with an aid of the "disc-springs" mounted inside.
- Strong clamping force.
- Large jaw stroke range.
- Exclusive Power Vise provide same height same position for horizontal and vertical MC, NC, Machine.
- Body is made of FCD60 high quality ductile cast iron, resists deflection or bending.
- Sliding bed ways flame hardened and ground.
- Concealed spindle for protection against chips and dirt.
- Quick of clamping & locking and easy of operation.

## INSPECTION SPECIFICATION



NO.	Inspection Item	Per (100mm)	Guaranteed
1	Parallelism: table face to bottom of bed.		0.01/100mm
2	Squareness :between table face and jaw plate.		0.02/100mm
3	Squareness: keways on bottom of table face to jaw plate.		0.02/100mm
4	Parallelism: table face of the block to bottom of bed.		0.02/100mm

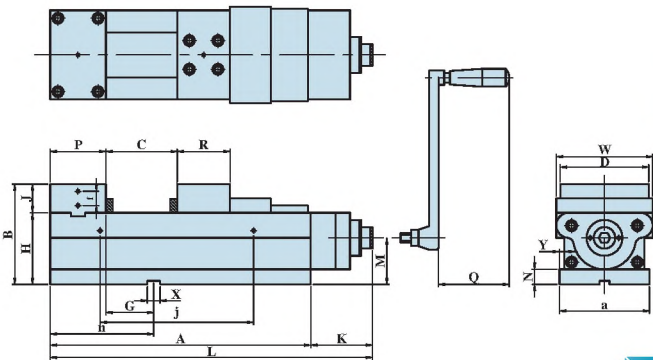


- ADJUSTING METHOD**
1. FIXED COLLAR
  2. TURN BY WRENCH TO GET NO. 0, 1, 2, 3, 4. TO HAVE CLAMPING FORCE
  3. NO.2 IS MOST SUIT FOR WORKING

**GREAT SMOOTH OPERATION**

### CLAMPING FORCE CHART

ORDER NO.	SCALE KN				
	4	3	2	1	0
VQC-100	-	30KN	21KN	12KN	6KN
VQC-125	-	40KN	28KN	16KN	8KN
VQC-160	60KN	46KN	32KN	18KN	10KN
VQC-160L	60KN	46KN	32KN	18KN	10KN
VQC-200L	60KN	46KN	32KN	18KN	10KN



### CLAMPING CAPACITY

ORDER NO.	JAW J	JAW Open C	B	MAX. Clamping Force (KN)	N.W. kg	G.W. kg
VQC-100	35	128	120	30	23.2	26.2
VQC-125	40	205	140	40	36.5	40.4
VQC-160	45	275	165	60	67.0	72.3
VQC-160L	45	355	165	60	72.5	78.6
VQC-200L	70	405	190	60	99.5	108



ORDER NO.	A	B	a	D	P	R	G	H	J	K	L
VQC-100	273	120	105	99	73	64	39	85	35	82.5	356.5
VQC-125	364	140	126	124.5	78	74	59	100	40	86	452
VQC-160	456	165	161	159.5	86	86	58	120	45	98	554
VQC-160L	536	165	162	160	86	86	58	120	45	98	634
VQC-200L	616	180	202	200	102	98	74	120	70	95	711

ORDER NO.	M	N	Q	W	X	Y	C OPEN	f	j	n	CODE NO.
VQC-100	50	15	74	110	14	6.5	128	20	105	112	4005-004
VQC-125	65	21	74	135	18	7	205	20	215	139	4005-005
VQC-160	78	21	94	170	18	7	275	20	286	145	4005-006
VQC-160L	78	21	94	174	18	7	355	20	286	145	4005-007
VQC-200L	75	21	96	217	18	7	405	20	386	177	4005-008




# MC Power Vise Hydraulic Type

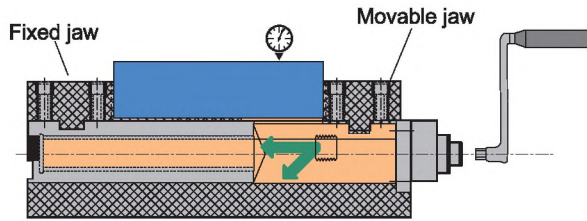


GERMAN TYPE  
JAPAN TYPE

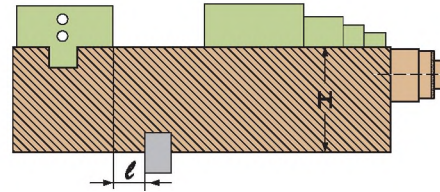
NEW



HYDRAULIC TYPE  
HEAVY DUTY DESIGN



LOCK DOWN DESIGN



H-Accuracy  $\pm 0.01\text{mm}$

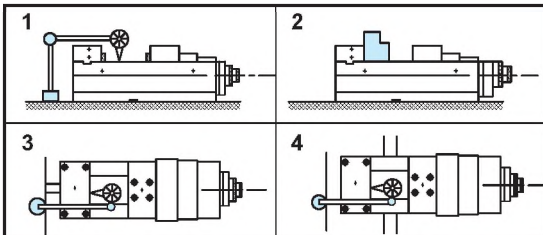
L-Accuracy  $\pm 0.01\text{mm}$

SAME HEIGHT GUARANTEE

## Features

- Compact design. Great clamping capacity & rigid. Light & smooth operation.
- Constructed for milling, drilling, machining center, grinding and many other machine shop applications.
- Body is made of FCD60 ductile cast iron, HIGH deflection/bending resistant.
- Sliding bed ways flame hardened and ground.
- Concealed spindle for protection against chips and dirt.
- Hydro-booster system for maximum clamping pressure with minimum force.
- Quick of clamping & locking and easy of operation.
- Accuracy within 0.01/100mm.
- Hydro-booster system is guaranteed for using 2 years limited.
- The hydraulic oil number is 68#
- Hydro line - one scale indicate about 1/3 of the max. clamp force.

## AA GRADE VISE



## INSPECTION SPECIFICATION

NO.	Inspection Item	Per (100mm)	Guaranteed
1	Parallelism: table face to bottom of bed.		0.01/100mm
2	Squareness :between table face and jaw plate.		0.02/100mm
3	Squareness: keways on bottom of table face to jaw plate.		0.02/100mm
4	Parallelism: table face of the table face block to bottom of bed.		0.02/100mm



# MC Power Vise Hydraulic Type




# VERTEX®

PATENT

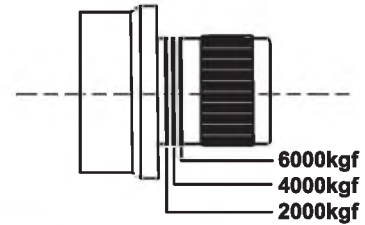
SAME HEIGHT GUARANTEE

MC POWER VISE

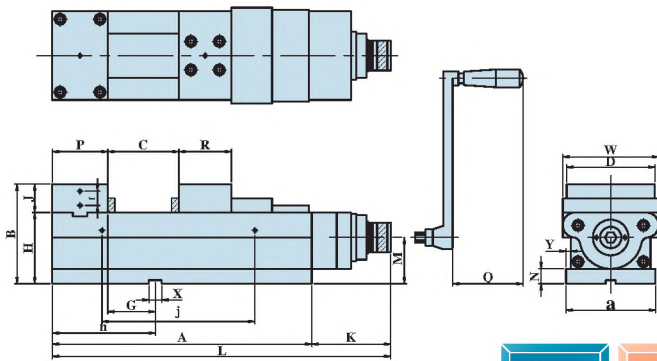


LIMIT HYDRO LINE

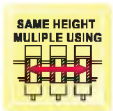
COMPACT DESIGN-  
SMALL LENGTH BODY BUT  
SUPER OPEN CAPACITY



CLAMPING FORCE SCALE



ORDER NO.	JAW J	JAW Open C	B	MAX. Clamping Force (KN)	G.W. kg
VQC-100H	35	128	120	30	26.2
VQC-125H	40	205	140	40	42.5
VQC-160H	45	275	165	60	66
VQC-160LH	45	355	165	60	78.79
VQC-200LH	70	405	190	60	108



ORDER NO.	A	B	a	D	P	R	G	H	J	K	L
VQC-100H	273	120	105	99	73	64	39	85	35	110	383
VQC-125H	364	140	126	124.5	78	74	59	100	40	113.5	478.5
VQC-160H	455	165	161	159.5	86	86	58	120	45	125.5	580.5
VQC-160LH	535	165	162	160	86	86	58	120	45	125.5	660.5
VQC-200LH	615	180	202	200	102	98	74	120	70	122	737

ORDER NO.	M	N	Q	W	X	Y	C OPEN	f	j	n	CODE NO.
VQC-100H	50	15	74	110	14	6.5	128	20	105	112	4005-004H
VQC-125H	65	21	73	135	18	7	205	20	215	139	4005-005H
VQC-160H	78	21	93	170	18	7	275	20	285	145	4005-006H
VQC-160LH	78	21	93	174	18	7	355	20	285	145	4005-007H
VQC-200LH	75	21	95	217	18	7	405	20	385	177	4005-007AH

**NEW**



**ADJUSTING METHOD**

1. FIXED COLLAR
2. TURN BY WRENCH TO GET NO. 0, 1, 2, 3, 4. TO HAVE CLAMPING FORCE

**CLAMPING FORCE CHART**

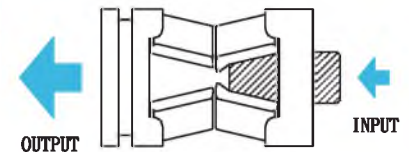
ORDER NO.	SCALE				
	4	3	2	1	0
VQC-100	-	30KN	21KN	12KN	6KN
VQC-125	-	40KN	28KN	16KN	8KN
VQC-160	60KN	46KN	32KN	18KN	10KN
VQC-160L	60KN	46KN	32KN	18KN	10KN
VQC-200L	60KN	46KN	32KN	18KN	10KN



VICE JAWS CAN TURN 180° FOR YOUR REQUIREMENT.

**DRIVING**  
TOGGLE JOINT MECHANISM  
DESIGN FOR HEAVY DUTY  
WORKING

**HEAVY DUTY**  
**EURO STYLE**

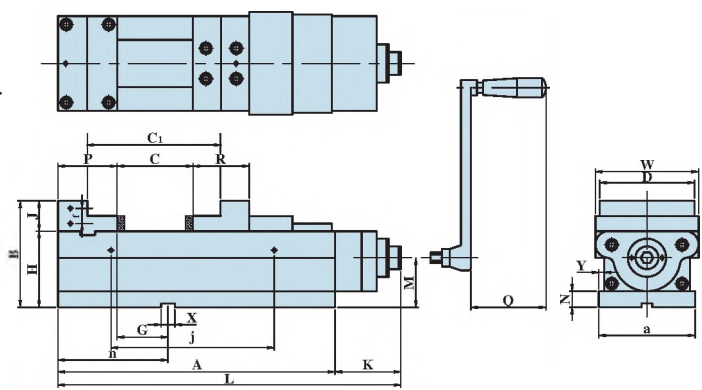


**Driving device**

Toggle joint device mechanism

**Features**

- Compact design. Great clamping capacity & rigid.
- "Toggle joint mechanism". Provides a steady clamping force against shocks and vibrations during the operations, since it clamps the workpiece resiliently with an aid of the "disc-springs" mounted inside.
- Strong clamping force.
- Large jaw stroke range.
- Exclusive Power Vise provide same height same position for horizontal and vertical MC, NC, Machine.
- Body is made of FCD60 high quality ductile cast iron, resists deflection or bending.
- Sliding bed ways flame hardened and ground.
- Concealed spindle for protection against chips and dirt.
- Quick of clamping & locking and easy of operation.



**L TYPE IS ULTRA OPEN TYPE**

ORDER NO.	JAW J	JAW Open		B	MAX. Clamping Force (KN)	G.W. kg
		C	C1			
VQC-100LC	35	128	196	120	30	26.34
VQC-125LC	40	205	283	140	40	40.4
VQC-160LC	50	275	361	165	60	72.3
VQC-1602LC	50	355	455	165	60	78.58
VQC-2002LC	70	405	505	190	60	108



ORDER NO.	A	B	a	D	P	R	G	H	J	K	L	M	N	Q	W	X	Y	C OPEN	C1 OPEN	f	j	n	CODE NO.
VQC-100LC	273	120	105	99	73	64	38.5	85	35	82.5	356.5	50	15	74	110	14	6.5	128	196	20	105	112	4005-004LC
VQC-125LC	364	140	126	124.5	78	74	59	100	40	86.5	451.5	65	21	73	135	18	7	205	283	20	215	139	4005-005LC
VQC-160LC	455	165	161	159.5	86	86	58	120	50	98.5	553.5	78	21	93	170	18	7	275	361	20	285	145	4005-006LC
VQC-1602LC	535	165	162	160	86	86	58	120	50	98.5	633.5	78	21	93	174	18	7	355	455	20	285	145	4005-007LC
VQC-2002LC	615	180	202	200	102	98	74	120	70	95	710	75	21	95	217	18	7	405	505	20	385	177	4005-008LC



# MC Power Vise Hydraulic Type




SAME HEIGHT GUARANTEE

GERMAN TYPE

JAPAN TYPE

**NEW**

**HYDRAULIC TYPE  
HEAVY DUTY DESIGN**



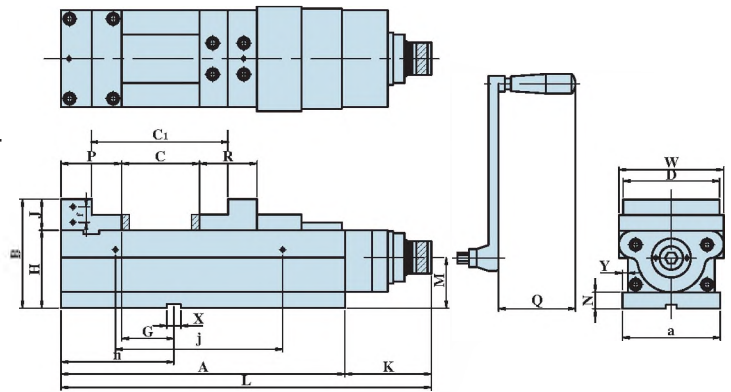
**COMPACT DESIGN-**  
SMALL LENGTH BODY BUT  
SUPER OPEN CAPACITY

**HYDRAULIC UNIT-**  
GREAT SMOOTH OPERATION

VICE JAWS CAN TURN 180°  
FOR YOUR REQUIREMENT.

## Features

- Compact design. Great clamping capacity & rigid. Light & smooth operation.
- Constructed for milling, drilling, machining center, grinding and many other machine shop applications.
- Body is made of FCD60 ductile cast iron, HIGH deflection/bending resistant.
- Sliding bed ways flame hardened and ground.
- Concealed spindle for protection against chips and dirt.
- Hydro-booster system for maximum clamping pressure with minimum force.
- Quick of clamping & locking and easy of operation.
- Accuracy within 0.01/100mm.
- Hydro-booster system is guaranteed for using 2 years limited.
- The hydraulic oil number is 68#
- Hydro line - one scale indicate about 1/3 of the max. clamp force.



ORDER NO.	JAW J	JAW Open		B	MAX. Clamping Force (KN)	G.W. kg
		C	C1			
VQC-100HC	35	128	196	120	30	26.34
VQC-125HC	40	205	283	140	40	42.5
VQC-160HC	50	275	361	165	60	66
VQC-160LHC	50	355	455	165	60	78.79
VQC-200LHC	70	405	505	190	60	108



ORDER NO.	A	B	a	D	P	R	G	H	J	K	L	M	N	Q	W	X	Y	C OPEN	C1 OPEN	f	j	n	CODE NO.
VQC-100HC	273	120	105	99	73	64	38.5	85	35	110	383	50	15	74	110	14	6.5	128	196	20	105	112	4005-004HC
VQC-125HC	364	140	126	124.5	78	74	59	100	40	113.5	478.5	65	21	73	135	18	7	205	283	20	215	139	4005-005HC
VQC-160HC	455	165	161	159.5	86	86	58	120	50	125.5	580.5	78	21	93	170	18	7	275	361	20	285	145	4005-006HC
VQC-160LHC	535	165	162	160	86	86	58	120	50	125.5	660.5	78	21	93	174	18	7	355	455	20	285	145	4005-007HC
VQC-200LHC	615	180	202	200	102	98	74	120	70	122	737	75	21	95	217	18	7	405	505	20	385	177	4005-008HC