





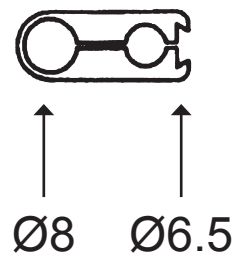
## FIXED ARM TYPE VMB-B,01,02 THE DIAL CLAMP HOLE Ø6.5 & Ø8



※knob may vary  
& shape & color



- If you would like to turn around the ARM of VMB series, don't rotate the ARM directly, because the thread in the base will be disintegrated, please loose the knob first (in the middle of ARM), then the ARM will be rotated, thanks! After you set the position, Fix the Knob.
- Before you set the new position, you must loose the knob. Hold at the connection between Rod & Base to prevent thread breaking.



ORDER NO.	BASE SIZE LXWXH(MM)	HOLDING POWER	MAIN ROD O.D X L	SUB ROD O.D X L	WEIGHT (KGS)	CODE NO.
VMB-B	60X50X55	80KGS	Ø12X173	Ø10X162	1.6	2015-601
VMB-01	60X50X55	80KGS	Ø12X176	Ø10X150	1.6	2015-602
VMB-02	60X50X55	80KGS	Ø12X171	Ø10X153	1.6	2015-603
VMB-03	115X50X55	130KGS	Ø20X310	Ø14X200	3.9	2015-607
VMB-181	73x50x55	100KGS	Ø30X175.5	Ø21x137	1.9	2015-609A
VMB-185	73x50x55	100KGS	Ø31X124.5	Ø28x113	2.0	2015-609B