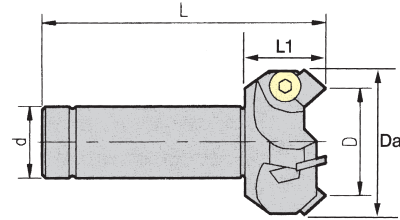






# Face End Mills



ORDER NO.	$D$	$D_a$	$d$	$L$	$L_1$	BLADE	INSERT			WEIGHT (kg)	CODE NO.
C-32-SE445-50	50	62	32	150	45	3	SEKN1203	SCR-W1/4L	WRN-M4T	1.25	6003-060
C-32-SE445-63	63	74	32	150	45	4	SEKN1203	SCR-W1/4L	WRN-M4T	1.3	6003-061