



ST/ER Straight Shank With Double Head Spindle

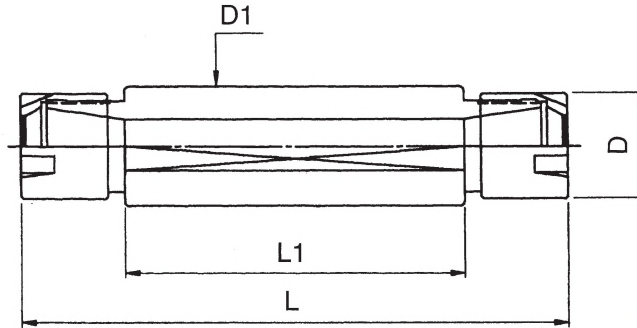


VERTEX®

M TYPE DOUBLE HEAD

FOR CNC LATHE ONLY

UM TYPE



M TYPE

ORDER NO.	COLLET TYPE	SHANK (ØD1-ER-L1)	L	L1	D	WEIGHT (KGS)	CODE NO.
V-830	ER11	ø20-ER11M2-50	70	50	16	0.2	3032-430
V-831		ø20-ER11M2-78	108	78	16	0.3	3032-431
V-832	ER16	ø20-ER16M2-50	82	50	22	0.2	3032-432
V-833		ø20-ER16M2-70	112	70	22	0.32	3032-433
V-834	ER16	ø25-ER16M2-50	92	50	22	0.25	3032-434
V-835		ø25-ER16M2-80	122	80	22	0.35	3032-435
V-836	ER20	ø25-ER20M2-50	92	50	28	0.3	3032-436
V-837		ø25-ER20 M2-80	122	80	28	0.35	3032-437

UM TYPE

ORDER NO.	COLLET TYPE	SHANK (ØD1-ER-L1)	L	L1	D	WEIGHT (KGS)	CODE NO.
V-855	ER11	ø20-ER11 UM2-50	80	50	19	0.15	3032-428
V-856		ø20-ER11 UM2-70	100	70	19	0.19	3032-429
V-859	ER16	ø20-ER16 UM2-80	124	80	28	0.35	3032-439
V-862	ER20	ø20-ER20 UM2-80	134	80	34	0.38	3032-438

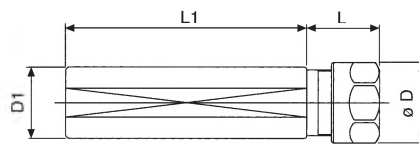


ST/ER Straight Shank With Single Head Spindle

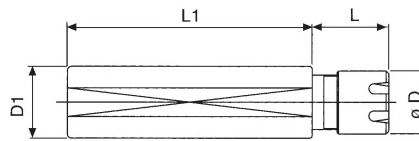
FOR CNC LATHE ONLY

M TYPE SINGLE HEAD


UM TYPE



M TYPE SINGLE HEAD



UM TYPE



ORDER NO.	COLLET TYPE	SHANK (ØD1-ER-L1)	L	L1	D	WEIGHT (KGS)	CODE NO.
V-841	ER16	ø20-ER16M-70	21	70	22	0.2	3032-441
V-842		ø25-ER16M-70	21	70	22	0.25	3032-442
V-843		ø3/4"-ER16M-70	21	70	22	0.2	3032-443
V-844	ER16	ø20-ER16UM-70	21	70	28	0.2	3032-444
V-845		ø25-ER16UM-70	21	70	28	0.25	3032-445
V-846		ø3/4"-ER16UM-70	21	70	28	0.2	3032-446
V-847	ER20	ø22-ER20UM-70	23	70	34	0.25	3032-447
V-848		ø25-ER20UM-70	23	70	34	0.3	3032-448