



Semi-Universal Dividing Head

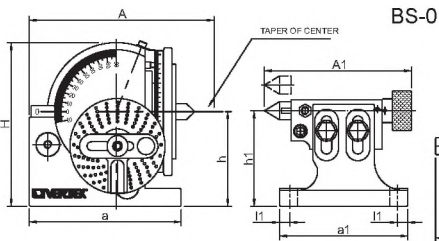


Standard Accessories

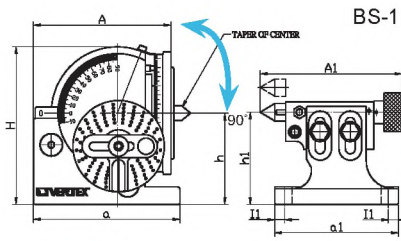
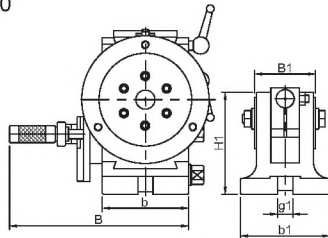


Dividing Plate A, B, C

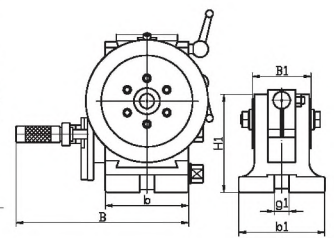
Plate A	15	16	17	18	19	20
Plate B	21	23	27	29	31	33
Plate C	37	39	41	43	47	49



BS-0



BS-1



BS-0,1 (Head-stock):

Unit:mm

BS-0,1 (Tail-Stock):

Unit:mm

ORDER NO.	A	B	H	I	a	b	g	h	TAPER OF CENTER	SPINDLE THROUGH HOLE	CODE NO.
BS-0	177	188	173	13	160	91	16	100	MT-2	18	1001-050
BS-1	245	230	220	19	205	114	16	128	MT-3	20	1001-051

ORDER NO.	A1	B1	H1	I1	a1	b1	h1	g1	N.W. (KG)
BS-0	155-180	64	107	11	134	94	80-108	16	4
BS-1	170-195	64	150	11	155	110	150-115	16	5.3

- Dividing Head can divide in any angle by the direct, indirect, or different methods. The ratio between the worm and the worm gear is 40:1. Indirect indexing of all numbers from 2 to 50 and many numbers up to 380 possible
- Hardened and ground spindle is rigidly held in a taper roller bearing. Worm is hardened and ground also.
- The swivel head can be locked of any angle from 10° below horizontal to 90° vertical-precision fitting to base assures smooth rotation.
- All models have threaded spindle nose and 24 hole dividing plate with easy conversion to fast direct indexing on numbers 2, 3, 4, 6, 8, 12, and 24.
- Accurate precision, little backlash, fine appearance and strong structure so can assure smooth rotation.



BS-0-J-5 is BS-0 fitted with 5" 3-Jaw Chuck



BS-2A-J-8 The Chuck Fixing Hole Is From Front.

OPTIONAL

The Chuck Fixing Hole Is From Front.
F. TYPE



BS-0T 1 1/2 - 8TPI TYPE
BS-0T 1 1/8 - 12TPI TYPE
BS-1T 1 1/2 - 8TPI TYPE
Call VERTEX to check old model's stock.

ORDER NO.	N.W. (kgs)	G.W. (kgs)	Meas. CFT	Applicable Chuck	CODE NO.
BS-0	19	(C)20	0.8	5" (Ø130mm)	1001-050
BS-1	32	(C)33	1.3	6" (Ø160mm)	1001-051
BS-0-J-5	24	(C)25	0.8	WITH 5" CHUCK	1001-053
BS-1-J-6	42	(C)45	1.3	WITH 6" CHUCK	1001-054

Universal Dividing Head



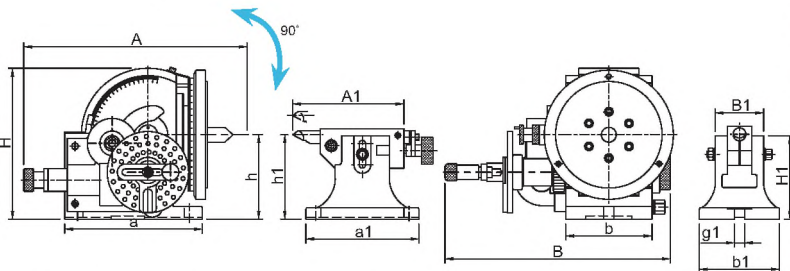
BS-2



Standard Accessories



DIVIDING HEAD



BS-2-J-8

THE CHUCK FIXING HOLE IS FROM FRONT.



BS-2T TYPE

Thread Spindle: 2 1/4" - 8tpi
Call To Check Old Model's Stock.

BS-2, 2A (Head-stock)

Unit:mm

ORDER NO.	A	B	H	I	a	b	g	h	Taper of center	SPINDLE THROUGH HOLE	CODE NO.
BS-2	359	340	235	20	212	135	16	134	MT-4	25	1001-052
BS-2A	285	202	237	20	213	134	16	134	MT-4	25	1001-057

ORDER NO.	WITH CHUCK	WEIGHT (kgs)	CODE NO.
BS-2		65	1001-052
BS-2-J-6	6"	78.5	1001-055
BS-2-J-8	8"	80	1001-056
BS-2A		47.5	1001-057
BS-2A-J-6	6"	57	1001-058
BS-2A-J-8	8"	63	1001-059

BS-2, 2A (Tail-stock)

Unit:mm

ORDER NO.	A1	B1	H1	I1	a1	b1	h1	g1	N.W. (KG)
BS-2	135-175	75	130	15	175	125	120-145	16	10
BS-2A	218	74	139	15	175	124	134	16	10

ORDER NO.	Gross Weight kg	Meas. CFT	Applicable Chuck
BS-2	(C)65	3.4	6" OR 8" F TYPE
BS-2A	(C)47.5	1.24	6" OR 8" F TYPE

Semi-Universal Dividing Head BS-2A

NEW

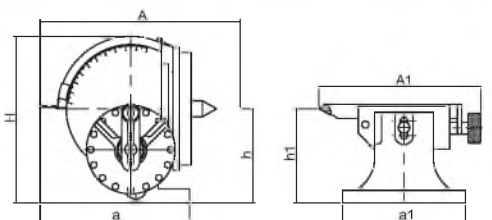
BS-2A

Semi-UNIVERSAL DIVIDING HEAD W/O CHANGE GEAR TYPE

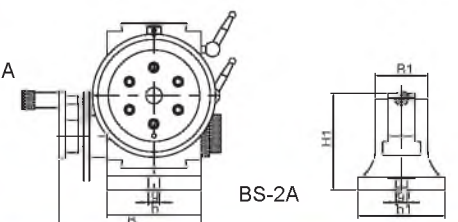


BS-2A

Standard Accessories



BS-2A COMES WITH A TAIL STOCK, A SET OF DIVIDING PLATE, A SET OF CARRIER CLAMP, A 3 JAW PLATE, A CENTER
BS-2A BODY STRUCTURE IS SAME AS BS-2 WITHOUT CHANGING GEAR ARBOR OR BRACKET. OTHER ACCESSORIES ARE SAME AS BS-2.



BS-2A